

Y Pwyllgor Plant a Phobl Ifanc

CYP(3) 09-08(p.2): 11 Mehefin 2008

Cynllun Gweithredu Rhianta

Trafodaeth

1. Mae Swyddfa Archwilio Cymru wedi cynnig gwneud rhywfaint o waith ar yr ymchwiliad i'r cynllun gweithredu rhianta ac wedi paratoi'r ddogfen cychwyn prosiect amgaeedig (Atodiad 1) sy'n dangos sut maen nhw'n bwriadu cynnal adolygiad o'r cynllun.
2. Bydd ffocws yr adolygiad wedi'i dargedu yn unol â'r amlinelliad ym mharagraffau **x a y** ac mae Swyddfa Archwilio Cymru yn rhag-weld y byddan nhw'n gallu rhoi adroddiad diagnostig cychwynol yn ystod tymor hydref 2008.

Argymhelliad

3. Bod y Pwyllgor yn nodi'r papur.

Gwasanaeth y Pwyllgorau

Mehefin 2008

Child Poverty: Progress Against Education Targets

The purpose of this paper is to assist the Committee with its inquiry into Child Poverty by providing an update on the progress made by the Welsh Assembly Government towards reaching its education targets on child poverty. The targets are set out in [Eradicating Child Poverty in Wales – Measuring Success](#)

Contents

1. Introduction
2. Attainment in Primary Schools
3. Attainment in Secondary Schools
4. 16-18 Year Olds in Education, Employment or Training
5. Educational Attainment of Looked After Children
6. Educational Attainment Amongst Adults

For further information contact Stephanie Howarth in the Members' Research Service
Telephone ext. 8637
Email: stephanie.howarth@wales.gsi.gov.uk

1. Introduction

This paper provides an update on the Welsh Assembly Government's progress towards achieving the education targets set out in *Eradicating Child Poverty in Wales – Measuring Success*. Each target has:

- a baseline date (between 2002-03 and 2006),
- a milestone date (2010 or 2015), and
- a target date (2020).

In this paper, milestones and targets are given in a grey box and the baseline year is marked in each table and chart by (b). Where possible, figures have been provided for years earlier than the baseline date in order to provide a fuller picture of the trends for each target over time.

2. Attainment in Primary Schools

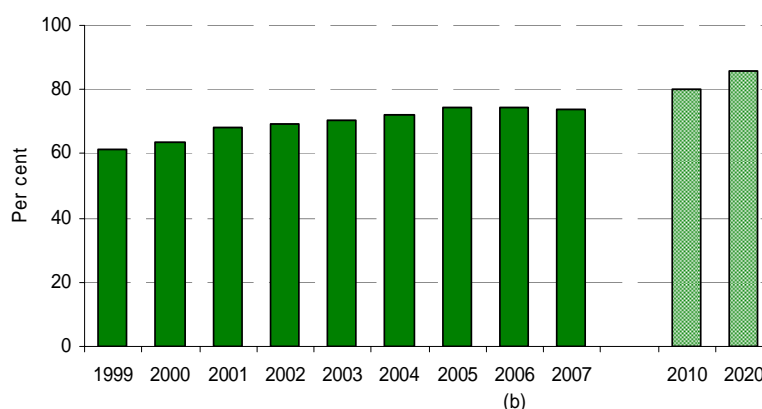
Milestone: 80 per cent of pupils in Key Stage 2 to achieve the core subject indicator by 2010

Target: 86 per cent of pupils in Key Stage 2 to achieve the core subject indicator by 2020

To achieve the core subject indicator, pupils must reach the expected level in teacher assessments in the three core subjects: English or Welsh first language, Science and Maths. The expected level at Key Stage 2 is level 4.

Pupils achieving the Core Subject Indicator (CSI) at Key Stage 2

| Year | % achieving the CSI |
|----------------|---------------------|
| 1999 | 61.1 |
| 2000 | 63.8 |
| 2001 | 68.1 |
| 2002 | 69.6 |
| 2003 | 70.6 |
| 2004 | 71.9 |
| 2005 | 74.3 |
| 2006 (b) | 74.2 |
| 2007 | 74.1 |
| 2010 milestone | 80.0 |
| 2020 target | 86.0 |



Source: StatsWales table [003298](#)

Eradicating Child Poverty in Wales – Measuring Success gives a baseline figure of 74% of pupils achieving the CSI. This is quoted in the document as being the baseline for 2004; however the figure of 74% matches the 2005 and 2006 results. The SJLG Minister has clarified that the baseline should be 2006.

The percentage of pupils achieving the core subject indicator at Key Stage 2 fell slightly between 2006 and 2007.

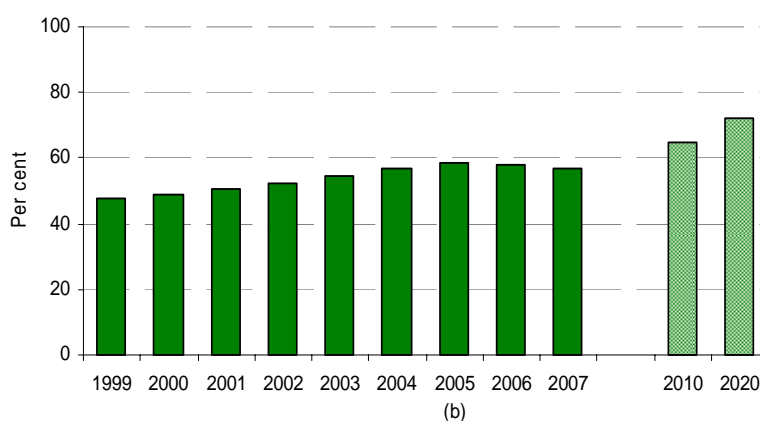
3. Attainment in Secondary Schools

Milestone: 65 per cent of pupils in Key Stage 3 to achieve the core subject indicator by 2010.

Target: 72 per cent of pupils in Key Stage 3 to achieve the core subject indicator by 2020.

Pupils achieving the Core Subject Indicator (CSI) at Key Stage 3

| Year | % achieving the CSI |
|----------------|---------------------|
| 1999 | 47.5 |
| 2000 | 49.1 |
| 2001 | 50.8 |
| 2002 | 52.5 |
| 2003 | 54.4 |
| 2004 | 56.9 |
| 2005 (b) | 58.3 |
| 2006 | 58.2 |
| 2007 | 56.7 |
| 2010 milestone | 65.0 |
| 2020 target | 72.0 |



Source: StatsWales table [003300](#)

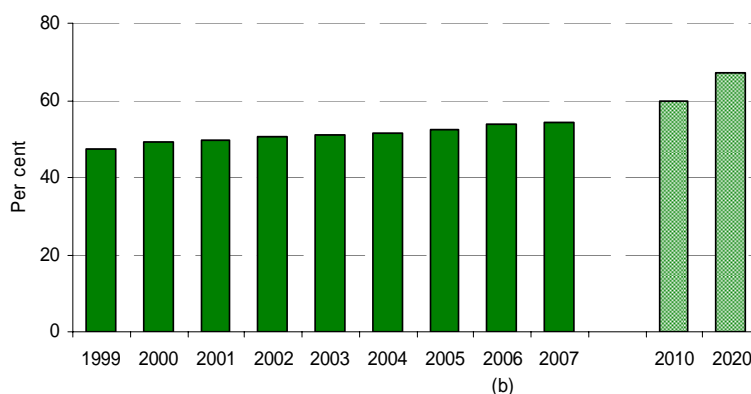
Since the 2005 baseline, the percentage of pupils achieving the CSI at Key Stage 3 has fallen each year.

Milestone: 60 per cent of 15 year olds to achieve 5 GCSEs at A*-C or vocational equivalent by 2010.

Target: 67 per cent of 15 year olds to achieve 5 GCSEs at A*-C or vocational equivalent by 2020.

15 year old pupils achieving 5 GCSEs at A*-C or vocational equivalent

| Year | % achieving 5A*-C |
|----------------|-------------------|
| 1999 | 47.5 |
| 2000 | 49.1 |
| 2001 | 49.8 |
| 2002 | 50.5 |
| 2003 | 51.1 |
| 2004 | 51.4 |
| 2005 | 52.2 |
| 2006 (b) | 53.8 |
| 2007 | 54.2 |
| 2010 milestone | 60.0 |
| 2020 target | 67.0 |



Source: StatsWales table [001897](#)

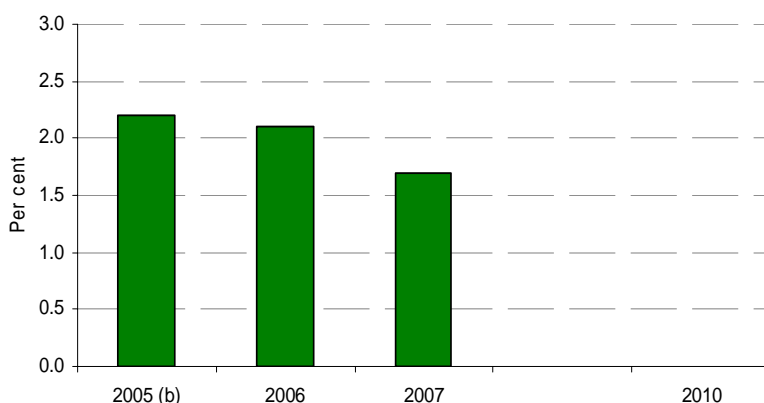
Eradicating Child Poverty in Wales – Measuring Success gives a baseline for 2006 of 53%. This was based on provisional data for that year. The final figure for the percentage of 15 year olds achieving 5 GCSEs at A*-C in 2006 was 53.8%. Data is only available for one year following the baseline, where the percentage of pupils achieving 5 GCSEs at A*-C increased to 54.2%.

Target: No pupil to leave full time education without an approved qualification by 2010.

15 year old pupils leaving education without a qualification

| Year | % leaving with no qualifications |
|----------|----------------------------------|
| 2005 (b) | 2.2 |
| 2006 | 2.1 |
| 2007 | 1.7 |
| 2010 | 0.0 |

Source: [Welsh Assembly Government](#)



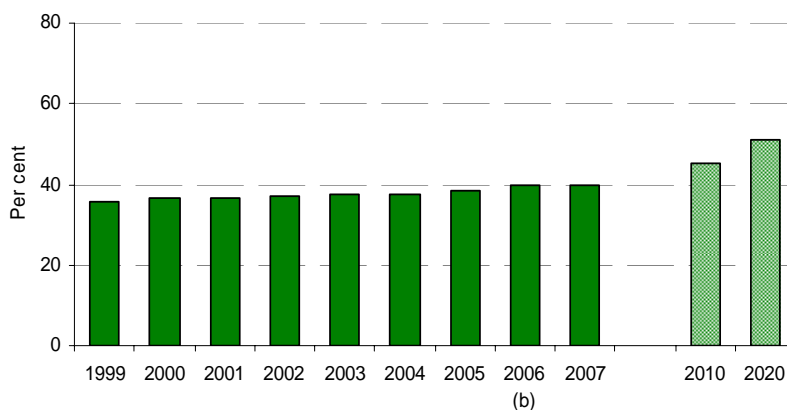
The percentage of 15 year old pupils leaving full time education without a qualification has fallen each year since the 2005 baseline. It now stands at 1.7%. Comparable figures are not available prior to 2005 as data were published using a different definition.

Milestone: 45 per cent of 15 year olds to achieve the core subject indicator by 2010.

Target: 51 per cent of 15 year olds to achieve the core subject indicator by 2020.

15 year old pupils achieving the Core Subject Indicator (CSI)

| Year | % achieving the CSI |
|----------------|---------------------|
| 1999 | 35.5 |
| 2000 | 36.4 |
| 2001 | 36.5 |
| 2002 | 36.9 |
| 2003 | 37.5 |
| 2004 | 37.7 |
| 2005 | 38.4 |
| 2006 (b) | 39.7 |
| 2007 | 40.0 |
| 2010 milestone | 45.0 |
| 2020 target | 51.0 |



Source: StatsWales table [001897](#)

Eradicating Child Poverty in Wales – Measuring Success gives a baseline for 2006 of 39%. This was based on provisional data for that year. The final figure for the percentage of 15 year olds achieving the CSI was 39.7%. Data is only available for one year following the baseline, where the percentage of pupils achieving the CSI increased to 40.0%.

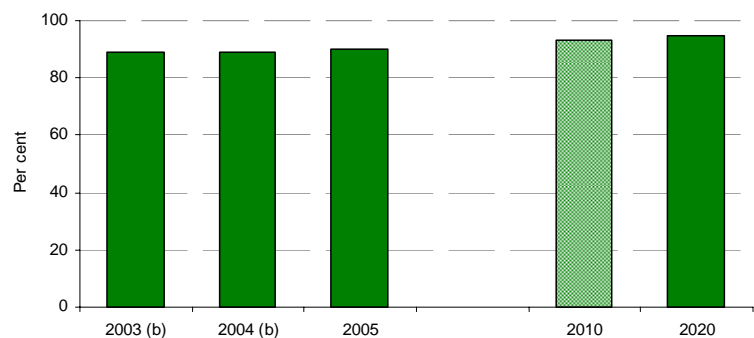
4. 16-18 year olds in Education, Employment or Training (EET)

Milestone: 93 per cent of 16-18 year olds to be in education, employment or training by 2010.

Target: 95 per cent of 16-18 year olds to be in education, employment or training by 2020.

16-18 year olds in education, employment or training

| Year | % in education, employment or training |
|----------------|--|
| 2003 (b) | 89.0 |
| 2004 | 89.0 |
| 2005 | 89.9 |
| 2010 milestone | 93.0 |
| 2020 target | 95.0 |



Source: StatsWales table [003354](#)

Eradicating Child Poverty in Wales – Measuring Success gives a baseline figure of 89% of 16-18 year olds in education, employment or training. Two years of data are available for this target since the baseline year. The method of calculating the number of young people in education, employment or training was changed in 2004, so figures prior to this may not be directly comparable. The most recent figures show that the number of 16-18 year olds in education, employment or training has increased to 89.9%

Milestone: 95 per cent of young people, by the age of 25, to be ready for high skilled employment and/or further or higher education by 2015.

Target: 97 per cent of young people, by the age of 25, to be ready for high skilled employment and/or further or higher education by 2020.

No baseline data is provided for this indicator, therefore it is not possible to determine how the Welsh Assembly Government intends to monitor progress on this target. A definition needs to be provided on how to classify someone as being “ready for high skilled employment and/or further or higher education”.

5. Educational Attainment of Looked After Children

Eradicating Child Poverty in Wales – Measuring Success does not give any targets for the educational outcomes of looked after children. However, the Welsh Assembly Government and Local Government Data Unit produce annual statistics on children looked after by local authorities^{1,2}. These figures show that in 2006-07, 39% of children leaving care that year achieved at least two GCSEs or a GNVQ. 57% of children leaving care that year did not have any GCSEs or GNVQs.

These figures may not be calculated on the same basis as those quoted for 2004-05 in *Eradicating Child Poverty in Wales – Measuring Success*, as not enough information is provided on how these figures were defined.

6. Educational Attainment Amongst Adults

Milestone: 80 per cent of working age adults to have level 1 or above functional basic skills in literacy by 2010.

Target: 85 per cent of working age adults to have level 1 or above functional basic skills in literacy by 2020.

Milestone: 55 per cent of working age adults to have level 1 or above functional basic skills in numeracy by 2010.

Target: 63 per cent of working age adults to have level 1 or above functional basic skills in numeracy 2020.

The baseline data for these targets comes from a national survey carried out by the Basic Skills Agency in 2004³. They found that 75% of adults in Wales had literacy skills at level 1 or above and 47% had numeracy skills at the same level. No further surveys have been undertaken in order to update these figures.

¹ Welsh Assembly Government, [Adoptions, Outcomes and Placements for Children Looked After by Local Authorities: year ending 31 March 2007](#), September 2007

² Local Government Data Unit Dissemination Tool:
<http://dissemination.dataunitwales.gov.uk/webview/index.jsp?language=en>

³ Basic Skills Agency, [The National Survey of Adult Basic Skills in Wales](#), 2004

Milestone: 70 per cent of working age adults to have a qualification at NVQ level 2 or above by 2010.

Target: 74 per cent of working age adults to have a qualification at NVQ level 2 or above by 2020.

Milestone: 50 per cent of working age adults to have a qualification at NVQ level 3 or above by 2010.

Target: 55 per cent of working age adults to have a qualification at NVQ level 3 or above by 2020.

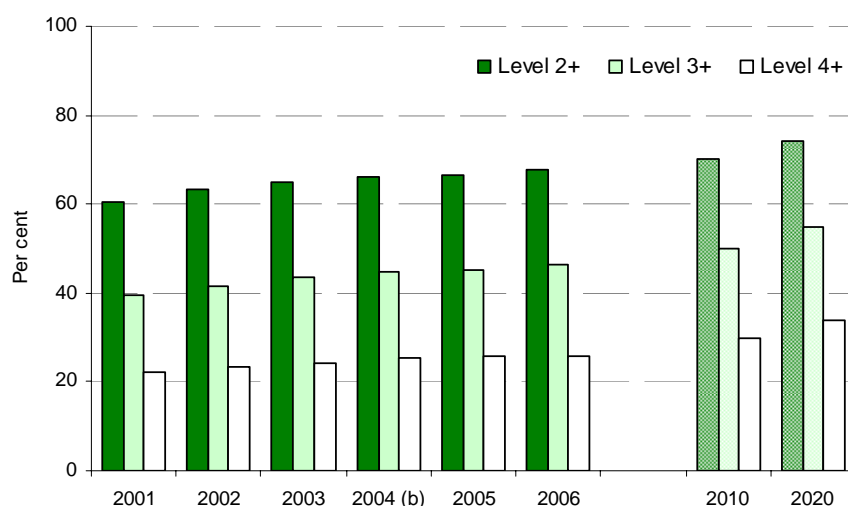
Milestone: 30 per cent of working age adults to have a qualification at NVQ level 4 or above by 2010.

Target: 34 per cent of working age adults to have a qualification at NVQ level 4 or above by 2020.

Qualification levels of working age adults

| Year | Per cent | | |
|----------------|----------|----------|----------|
| | Level 2+ | Level 3+ | Level 4+ |
| 2001 | 60.4 | 39.6 | 22.2 |
| 2002 | 63.3 | 41.7 | 23.3 |
| 2003 | 64.9 | 43.4 | 24.2 |
| 2004 (b) | 66.2 | 44.9 | 25.5 |
| 2005 | 66.4 | 45.0 | 25.7 |
| 2006 | 67.8 | 46.2 | 26.0 |
| 2010 milestone | 70.0 | 50.0 | 30.0 |
| 2020 target | 74.0 | 55.0 | 34.0 |

Source: StatsWales table [003357](#)



Progress has been made against each of the three targets above since the baseline year. The percentage of adults with level 2 qualifications has increased by 1.6 percentage points, followed by an increase of 1.3 percentage points for adults with a level 3 qualification and 0.5 percentage points for adults with level 4 qualifications.